


ADDITION and SUBTRACTION (to 20)

Year 1

KNOWLEDGE ORGANISER

Overview

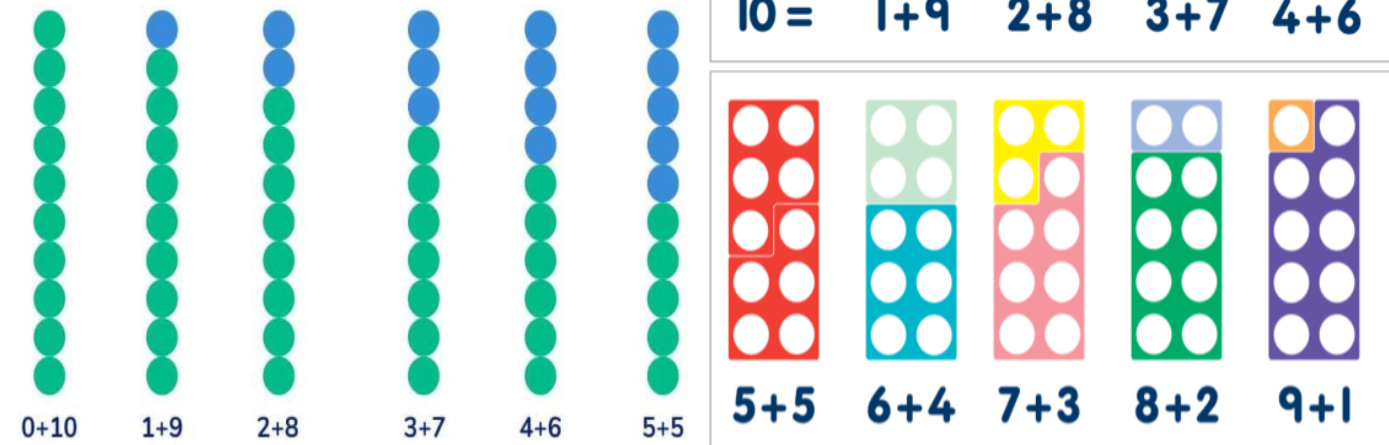


In our unit on addition and subtraction we learn:

- Add by Counting On
 - Find and Make Number Bonds
 - Add by Making 10
 - Subtraction (Not Crossing 10) -Related Facts
 - Subtraction Crossing 10 -Compare Number Sentences
- Addition and Subtraction is useful learning because it is used in many areas of everyday life - e.g. shopping, cooking, or playing games. It also forms the basis for lots of other maths ideas.

Number Bonds

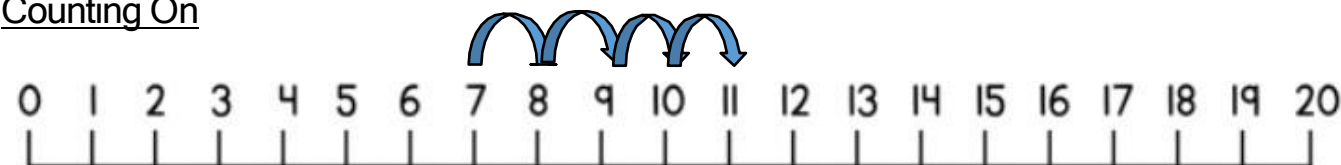
Number bonds are pairs of numbers that can be added to make another number.
 -We should learn number bonds up to 10.
 -The images here show the number bonds to make 10.



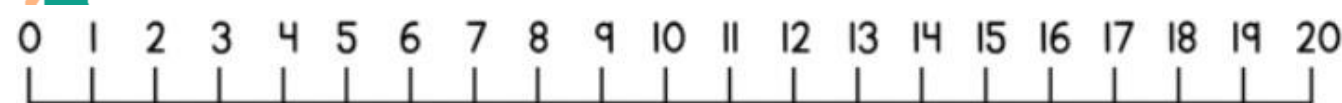
Counting On/ Counting Back

Number lines can be used to help us count on/ count back when adding or subtracting.

Counting On



By counting on, I can see that $7 + 4 = 11$



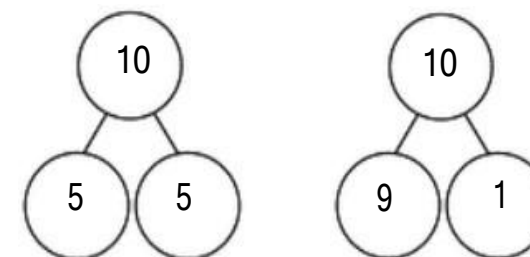
By counting back, I see that $15 - 3 = 12$



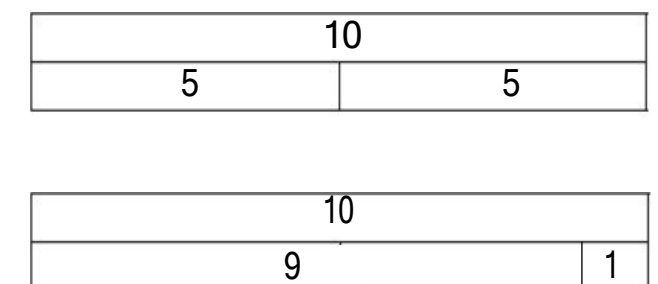
Part-Whole Models/ Bar Models

Part-Whole Models and Bar Models are two further ways to show number bonds.

Part-Whole Models



Bar Models



Key Vocabulary

Number

Count

Add

Subtract

Take Away

Difference

Plus

Number Line

Number Bond