

NUMBER and PLACE VALUE (to 50) **KNOWLEDGE ORGANISER**

Year 1

Overview



In our unit on number and place value we learn to:

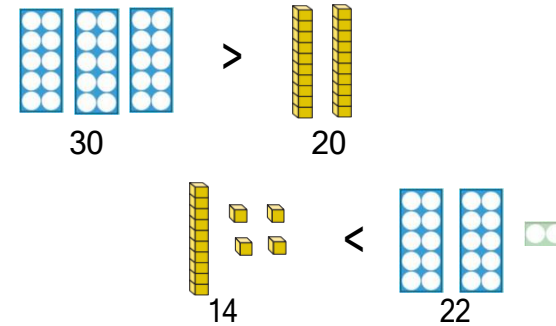
- Numbers to 50
- Tens and Ones
- Represent Numbers to 50
- One More One Less
- Compare Objects/ Numbers within 50
- Order Numbers within 50
- Count in 5s/10s.

Number and Place Value is useful learning because it is the foundation for all other maths. It helps us to understand the value of digits of numbers and to use mental calculation methods. It helps us to use maths functionally in many areas of our lives.


Comparing and Ordering/ Counting in Twos and Fives

Comparing

> Greater than < Less than = Equal to




Ordering



Counting in Twos



Counting in Fives



Numbers to 50/ Counting 1 More and 1 Less

Numbers to 50 (numerals and words)

1	11	21	31	41
one	eleven	twenty one	thirty one	forty one
2	12	22	32	42
two	twelve	twenty two	thirty two	forty two
3	13	23	33	43
three	thirteen	twenty three	thirty three	forty three
4	14	24	34	44
four	fourteen	twenty four	thirty four	forty four
5	15	25	35	45
five	fifteen	twenty five	thirty five	forty five
6	16	26	36	46
six	sixteen	twenty six	thirty six	forty six
7	17	27	37	47
seven	seventeen	twenty seven	thirty seven	forty seven
8	18	28	38	48
eight	eighteen	twenty eight	thirty eight	forty eight
9	19	29	39	49
nine	nineteen	twenty nine	thirty nine	forty nine
10	20	30	40	50
ten	twenty	thirty	forty	fifty

Counting 1 More and 1 Less

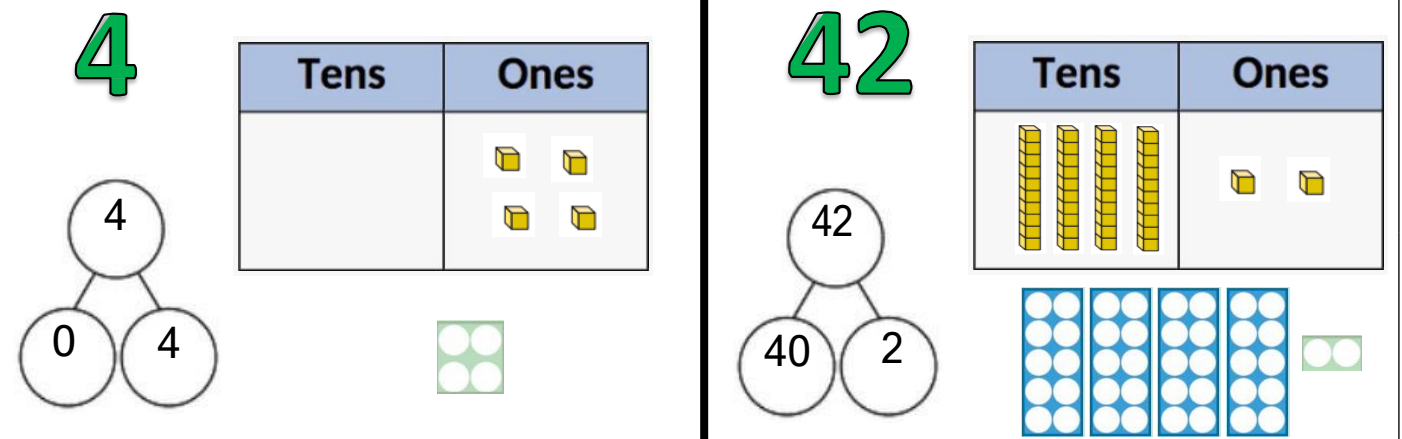
One more than 17 is 18.



One less than 46 is 45.

Representations

There are many different ways that we can show numbers. Examples below for 4 and 42.



Key Vocabulary

Number Digit Least Smallest Greatest Ones Tens First Second Third More Less