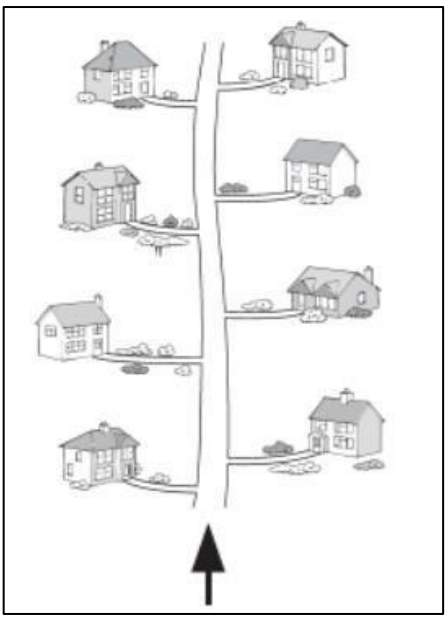


# POSITION and DIRECTION

Year 1  
**KNOWLEDGE ORGANISER**

## Overview



In our unit on position and direction we learn to:

- Describe Turns
- Describe Position

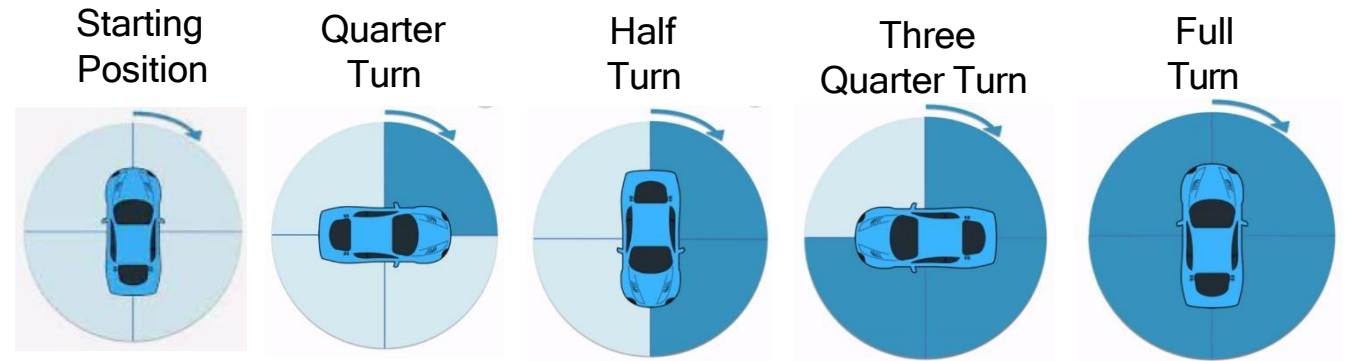
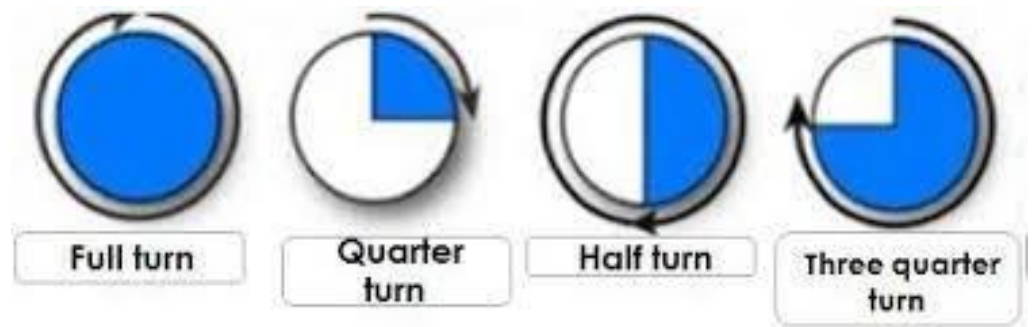


Position means the location of something - where it is.

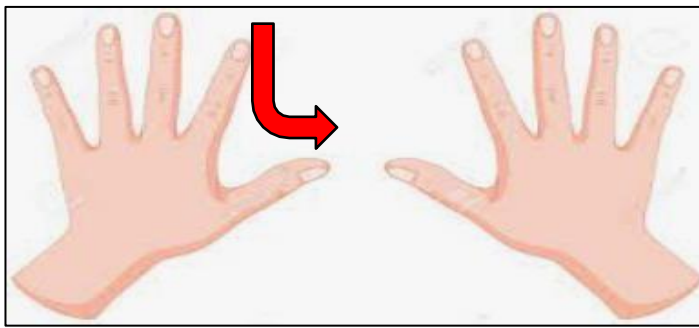
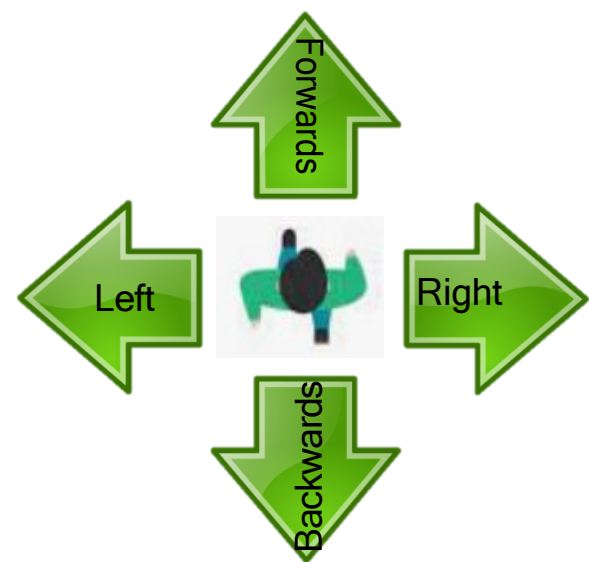
Direction means the path along which something moves.

Position and direction is useful learning because it helps us to describe where we are, where things in the world are, and to follow directions to reach different places.

## Turns



## Movement




When you look at the back of your hands, your left hand makes an 'L.'

Which way is forwards, backwards, left or right depends on which way someone/ something is facing.

## Position

- We can use language to show the position of people, animals, places and things.
- The cat is to the left of the girl.
- The girl is to the right of the cat.
- The door is behind the cat and the girl.
- The girl and cat is in front of the door.
- The sun is above the cows.
- The cows are below the sun.



## Key Vocabulary

- Left
- Right
- Front
- Behind
- Forwards
- Backwards
- Quarter/ Half Turn
- Three-Quarter Turn
- Full Turn