



EYFS: How Can We Explore Materials &

Marks?

<https://www.accessart.org.uk/eyfs-how-can-we-explore-materials-and-marks/>

EYFS: How Can We Explore Materials & Marks?

<< Back to the EYFS and SEND Curriculum Collection page<<

We don't just have to paint on paper – the world is full of textures and materials which we can use as surfaces for artwork!

How can we transform the surfaces around us by using line, colour and shape, and how can we make the objects we decorate reflect our personality?

The way it feels to add paint or collage to a surface changes depending upon the qualities of that surface. Is it textured or smooth? Shiny or absorbent? What shape is it? What kinds of tool might we use to paint with? What do the colours look like and what kinds of marks might we make? Does the object or surface we are painting on give us clues as to what we might paint?

Resources in this section encourage EYFS and SEND learners to be open and inventive about the surfaces on which they make art.



EYFS: How Can We Explore Materials &

Marks?

<https://www.accessart.org.uk/eyfs-how-can-we-explore-materials-and-marks/>



EYFS

SEND



EYFS: How Can We Explore Materials &

Marks?

<https://www.accessart.org.uk/eyfs-how-can-we-explore-materials-and-marks/>



Try These Activities...

Ducklings



EYFS: How Can We Explore Materials &

Marks?

<https://www.accessart.org.uk/eyfs-how-can-we-explore-materials-and-marks/>



Explore making a variety of marks using print and paint. See the Resource.

Printing with String






EYFS: How Can We Explore Materials &

Marks?

<https://www.accessart.org.uk/eyfs-how-can-we-explore-materials-and-marks/>



Explore three different methods of creating simple prints using string and poster paint. See the Resource.

Mark Making & Sound



EYFS: How Can We Explore Materials &

Marks?

<https://www.accessart.org.uk/eyfs-how-can-we-explore-materials-and-marks/>



Adapt this resource to enable an exploration of drawing inspired by sounds. See the Resource.

Nursery Night Time Collage



EYFS: How Can We Explore Materials &

Marks?

<https://www.accessart.org.uk/eyfs-how-can-we-explore-materials-and-marks/>



Create night time scenes with collage and wax-resist See the Resource.

Imaginary Landscapes






EYFS: How Can We Explore Materials &

Marks?

<https://www.accessart.org.uk/eyfs-how-can-we-explore-materials-and-marks/>



Explore landscape through tactile mark-making and collage. See the Resource.

Transforming Objects





EYFS: How Can We Explore Materials &

Marks?

<https://www.accessart.org.uk/eyfs-how-can-we-explore-materials-and-marks/>



Explore the world around you and see what you can find. Explore colour in fun ways using shape, pattern and line to transform objects into new forms. See the Resource.


Collage Streets



EYFS: How Can We Explore Materials &

Marks?

<https://www.accessart.org.uk/eyfs-how-can-we-explore-materials-and-marks/>



Use collage imaginatively in two ways to create individual pieces, that can be joined together to form a collaborative piece. See the Resource.

Galaxy Painting



EYFS: How Can We Explore Materials &

Marks?

<https://www.accessart.org.uk/eyfs-how-can-we-explore-materials-and-marks/>



Use this classic watercolour technique to create a colourful galaxy scene. See the Resource.

Drawing on Pebbles



EYFS: How Can We Explore Materials &

Marks?

<https://www.accessart.org.uk/eyfs-how-can-we-explore-materials-and-marks/>



Transform pebbles and stones into fossils by exploring how different media feels on the textured surface. See the Resource.

Collaging with Wax Crayon Rubbings



EYFS: How Can We Explore Materials &

Marks?

<https://www.accessart.org.uk/eyfs-how-can-we-explore-materials-and-marks/>



Create collages from rubbings, promoting skills such as dexterity, mark-making and dexterity, as well as nurturing curiosity about textures and surfaces in the world. See the Resource.

Repeat Pattern Printing Roller



EYFS: How Can We Explore Materials &

Marks?

<https://www.accessart.org.uk/eyfs-how-can-we-explore-materials-and-marks/>



Explore the tactile qualities of materials combined with movement to make patterns. See the Resource.

Autumn Floor Textiles



EYFS: How Can We Explore Materials &

Marks?

<https://www.accessart.org.uk/eyfs-how-can-we-explore-materials-and-marks/>



Experiment with wax resist on calico to create a seasonal tapestry. See the Resource.

Dressing Up As Fossils



EYFS: How Can We Explore Materials &

Marks?

<https://www.accessart.org.uk/eyfs-how-can-we-explore-materials-and-marks/>



Adapt this resource to enable children to create large scale drawings or paintings and explore their relationship with the artwork they create. See the Resource.

Painting the Savannah



EYFS: How Can We Explore Materials &

Marks?

<https://www.accessart.org.uk/eyfs-how-can-we-explore-materials-and-marks/>



Create a painting of the Savannah using techniques such as mono printing, drawing, painting and collage. See the Resource.

Painting T-Shirts



EYFS: How Can We Explore Materials &

Marks?

<https://www.accessart.org.uk/eyfs-how-can-we-explore-materials-and-marks/>



Give learners the opportunity to design and paint their own T-shirt designs. See the Resource.

Modroc Plasterboard





EYFS: How Can We Explore Materials &

Marks?

<https://www.accessart.org.uk/eyfs-how-can-we-explore-materials-and-marks/>



Create casts in plasterboards by moulding modroc over found materials to create textured surfaces to paint on. See the Resource.

Clay Pens



EYFS: How Can We Explore Materials &

Marks?

<https://www.accessart.org.uk/eyfs-how-can-we-explore-materials-and-marks/>



Provide a tactile experience, explore mark-making and create something which can be used. See the Resource.

Exploring These Materials...

Exploring Wax Crayons



EYFS: How Can We Explore Materials &

Marks?

<https://www.accessart.org.uk/eyfs-how-can-we-explore-materials-and-marks/>



Explore how you can use wax crayons in creative ways, using them in the activities above.

Painting with Poster Paint





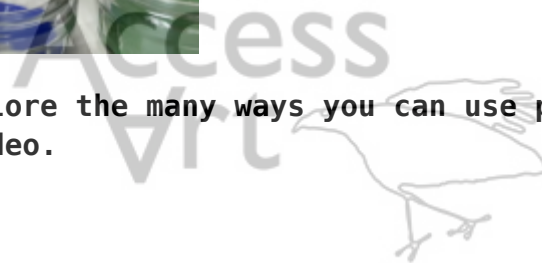
EYFS: How Can We Explore Materials &

Marks?

<https://www.accessart.org.uk/eyfs-how-can-we-explore-materials-and-marks/>



Open your mind and explore the many ways you can use poster paint in the class room. See the Video.





EYFS: How Can We Explore Materials &

Marks?

<https://www.accessart.org.uk/eyfs-how-can-we-explore-materials-and-marks/>



The EYFS and SEND Curriculum Collection Page





EYFS: How Can We Explore Materials &

Marks?

<https://www.accessart.org.uk/eyfs-how-can-we-explore-materials-and-marks/>

Explore our Primary Art Curriculum (yrs 1 to 6)

DALER 
ROWNEY



A special thank you to Scola and Daler



EYFS: How Can We Explore Materials &

Marks?

<https://www.accessart.org.uk/eyfs-how-can-we-explore-materials-and-marks/>

Rowney for their support.

