



## All Saints Church School

Ladies Walk, Montacute, Somerset, TA15 6XG

Tel: 01935 826626 Fax: 01935 825788

e-mail: [office@allsaints.bwmat.org](mailto:office@allsaints.bwmat.org)

[www.allsaintsprimaryschoolmontacute.com](http://www.allsaintsprimaryschoolmontacute.com)

Head Teacher: Mrs S Bowditch BA QTS

### All Saints Church School

Our very busy spring term ended on a wonderful high with a thought-provoking Easter week, including our Easter service, our Picturing Easter day, an Easter bonnet parade and an art exhibition to parents.

#### Picturing Easter

Picturing Easter was a wonderful way to help everyone understand the Easter story through the medium of art. Mrs O'Donnell, with her art hat on, gave every class an aspect of the Easter story to recreate as a piece of collaborative art. Each class focused on the style of a different artist and together created a large A1 piece of work for our art exhibition on the last day of term. Children were also able to create their own individual representation, from a given stimulus, using a variety of media. During the final afternoon of term, parents, carers and family members came to see all the creative work on display. Thank you to everyone who came to support us – we had a fantastic last day of term.



#### Summer term

All Saints children have come back to school after their Easter break with smiles, enthusiasm and an energy to learn. Children have already been super busy, sharing their positive attitudes to learning. A brilliant way to start a new term.

This term our value focus is all about 'friendship'. We have discussed the qualities of being good friend to others and the impact this has throughout the school day and beyond. This was seen in abundance when Leonardo visited school on Monday 29<sup>th</sup> April. The Leonardo team delivered an interactive learning session to Classes 1, 2 and 3. Children looked at parts of a helicopter rotor and considered the different materials that were used to create the rotor and why. Together they created their own rotors out of paper and tested how well they flew on the Air Table.

Great teamwork was had by all. Thank you to the Leonardo team for supporting our creative curriculum.

Here are some of the comments from the children about the experience:

**“It was loud because of the Air Table but it was fun!” Primrose – Class 3**

**“It was really fun and I loved making the helicopter!” Iris – Class 3**

**“It was actually really shocking because it was a surprise but really fun and my helicopter stayed up in the air for ages!” Rose – Class 3**


**“The helicopters were going round and round as they were flying. It was surprising how they flew.” Rory – Class 3**

**“If you wanted to make something that flew, you could make something that could then actually fly on the Air Table. It was fun.” Rosie – Class 2**

**“It was really good and everyone laughed because the Air Table was really funny because the things kept spinning and spinning in the air!” Rupert – Class 2**

**“I thought about how to cut the parts and not cutting the edge bit and folding it and how to make it fly better. It was so lovely.” Theo – Class 1**

**“I knew how to cut the white bits mine flew well.” Louie – Class 1**



Let's hope the weather improves as we move into the month of May. I leave you with a lovely picture of Monty Cute (school teddy) looking at the bluebells whilst on a recent walk with Acorn Class.



Have a lovey bank holiday weekend.

Best wishes

*Mrs Bowditch*

# ACORNS

We have started this half-term with enthusiasm and determination! Our 'Space' topic has been fantastic, with our dark space corner eliciting much 'out of this world' play and enjoyment. Torches have been used to investigate light and dark, as well as the addition of glow-in-the-dark items. Many rockets have been built with different materials and for different purposes. We have written lists of things to take into space, labelled our rocket designs and written about our friend Beegu, who found it hard to make friends.

We have painted some lovely space pictures and these are displayed in the school hall and the classroom.

We are now beginning our 'Let it Grow' topic, which we have started by creating our own garden centre in the Acorns garden. The children have priced up the items (seeds are particularly expensive!), write you a receipt and even deliver your items to wherever they are needed! Our first wellie walk of this term took us to visit Montacute Pre-school, where they have incubated chicks! It was lovely to visit the younger children and to hear about the life-cycle of a chicken.

May we take this opportunity to remind you all about our upcoming trip on Thursday 9<sup>th</sup> May to Axe Valley.

Best wishes from the Acorn Team

# CLASS 1

Class 1 have been marvellous mathematicians this month and have been learning all about making equal groups and counting in 2s, 5s and 10s. In addition to this, we have learning all about fractions – finding halves and quarters of shapes and amounts. You can practise at home by playing this interactive game: <https://ictgames.com/mobilePage/firepitFractions/index.html> You could also chalk some shapes and ask your children colour halves/quarters - they loved doing this in school.



In English, the children have been learning about word classes and understanding that this is how we group/sort words. They can explain what a noun, adjective, verb and adverb is! They have also been poets and learnt how alliteration can be used to create an effect and made their own animal poems as part of our 'Animal Adventures' topic.

In art, the children have begun a new unit linked with birds and are exploring an array of skills: sketching, drawing and sculpting and there will be a mini exhibition that we will put together and share with you towards the end of the term.

In music, the children are exploring a range of music and looking at dynamics (how to play music quietly and loudly) and have had lots of fun using the untuned percussion.



Class 1 have been learning about the Jewish festival of Rosh Hashanah and Yom Kippur in RE. Rosh Hashanah is Jewish New Year and a time of the year when Jews think about their lives and how to be better and kinder people. As part of our learning, we have tasted apple and honey which is eaten at the start of the festival.

'We dipped apple in honey. It was delicious.'

'We did it to wish everyone a good and sweet new year.'

'We learnt that Jews say Shana Tova which means 'good year'.'



This week we learnt that Rosh Hashanah is a time of reflection and before Jews can set new goals for a fresh start in the new year they need to throw away their mistakes and ask God for forgiveness. We all wrote down something we were sorry about and threw them in the 'river'.



After that we choose goals to achieve when we move to Class 2 in September – our new year and a fresh start. We wrote them on apples and hung them from our special tree.

To welcome the month of May we went for a walk to see the bluebells around Ladies Walk. Unfortunately, the weather was not on our side again so it was a bit wet and muddy but we had a great time enjoying the wonders of nature and reflecting on how grateful we are to live and come to school in such a beautiful environment. We enjoyed looking at the bluebells, smelling the wild garlic and slipping and sliding in the mud!





# CLASS 2

Class 2 have started a new and exciting topic called "How have explorers changed the world?" We are enjoying learning all about different places and animals which explorers have discovered and are fascinated by the continent of South America and the bright and colourful carnivals held in Rio in Brazil.



We have begun a new art topic all about sculpture and are using our imaginations to change well known classroom objects in to familiar things. Our first task was to use objects and create a sculpture in the theme of Roots and Hoots. We looked at how from a simple shell or nut, roots and shoots would grow, and then created our art work.

We are looking forward to being inspired by the book Stick Man and using sticks to create other 3D forms.

Here are some of our creations:







## CLASS 3

STeAM with Leonardo staff. Children built helicopters and tested their aerodynamics in the big fan.



Drama in Science! We are studying Light and Shadow as our science topic. We made shadow puppets with a Roman theme and performed our historical plays to each other.



We have nailed fractions! We know mathematical language, we can add and subtract fractions with the same denominator and we can find unit and non-unit fractions of an amount.

In P.E., we are swimming and creating team and leadership games.

We are learning the fruits and vegetables in French; so please test us!

Our English has been influenced by our topic – Ancient Rome.

In R.E., we have had very profound discussions about morals and how they impact society. We have related these to our very own school values.

# CLASS 4

Our new topic 'Near, Far, Wherever you are' is well under way in class 4!

We have been learning about South America in geography and already seem to have learnt so many new facts. The children can name all the countries in South America and also some of their capital cities. We have learnt about the climate in these countries and this week we have researched the famous mountain range – the Andes – and have recorded all the facts on a double page in our books! Did you know that there are 200 volcanoes in the Andes?

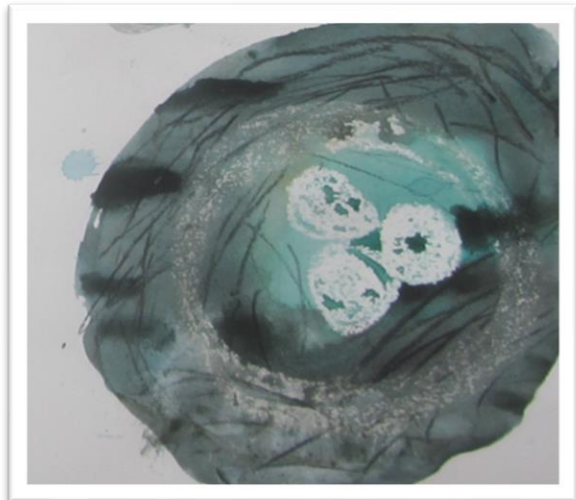


Closer to home, we have been learning about the history of Montacute. Last week the children got very wet on their historical walk around the village, but they thoroughly enjoyed talking to Alistair who taught them all about the old monastery, dovecote and the ancient lake. The children were astounded to discover some remains of the monastery are 1000-years-old! The children had lots of questions and are beginning gather evidence for their historical research.



In science we have been learning about sound. We have learnt how sound travels in sound waves and also how we hear sounds. We investigated different sounds around our school with a sound meter. We also found out who could make the loudest sound with their voice!

Our art has been great fun this week. We have been drawing and painting nests using pencils, charcoal, water colours and wax resist. The results were amazing and the children really experimented and took risks! Here they are engrossed in the creating and also some finished nests.



In forest school we made lots of natural tools for mark making, so we are looking forward to painting and drawing with these using black ink next week!



In our **Music** lessons this term, we have been listening and learning a range of South American music, particularly Samba. Using a range of percussion instruments, we have explored syncopated rhythms which is played on the offbeat of the music - It has been quite tricky to stay in time with everyone whilst playing a different rhythm pattern but to help us, we learnt some simple rhythm phrases. See below. We are looking forward to layering our syncopated rhythms and developing breaks.

The image displays four staves of musical notation in 4/4 time, each with lyrics underneath. The first staff shows a simple four-beat melody with notes on the first, second, third, and fourth beats, numbered 1, 2, 3, 4. The second staff features a syncopated rhythm with lyrics: "Tof - fee", "tof - fee", "chew - y", "tof - fee". The third staff has lyrics: "Wake up", "wake up", "it's time", "to get up". The fourth staff has lyrics: "I'm", "jumping", "around".

# CLASS 5

This term, class 5 have delved into the world of the Ancient Greeks.

During our English lessons, we have been looking at a range of different versions of Theseus and Minotaur. Using our studies of these, we have been using their ideas to look at flashbacks/flash forwards and writing from different perspectives. The children have also been focusing on looking at how we can create character descriptions based on ambitious language.

In science, we finished our unit on 'Separating Materials', by looking at reversible and irreversible changes. Using milk and vinegar, the children learnt that we could make a new plastic like material. They also enjoyed looking at how bicarbonate of soda and vinegar could make a gas.



As part of our 'Archbishop's Leadership award, the children have been making colleges of people that inspire them. They experimented with a range of materials to create their work: such as tissue paper, watercolour, pen and oil pastel.

# CLASS 6

As we step into the heart of spring, our Class 6 students have wasted no time immersing themselves in a whirlwind of activities. Here's a glimpse of what's been happening:

1. **The Swinging 60s: A Journey Through Time**

Our young historians have embarked on an exciting exploration of the Swinging 60s. From iconic figures to groovy fashion, they're diving headfirst into this captivating era.

2. **Artistic Adventures with Yinka Ilori**

In art class, we've been captivated by the contemporary chair artwork of Yinka Ilori. Our students have experimented with 3D doodles and are now delving into the intricate design and creation of seats and chairs. Creativity knows no bounds!

3. **Shakespearean Intrigue: Macbeth Takes Center Stage**

English lessons have been electrifying as Class 6 delves into the world of Macbeth. Persuasive letters to Lady Macbeth and Macbeth himself, heated debates, and balanced arguments have kept our students engaged. The allure of gore and treachery has fuelled their enthusiasm.

4. **Sports and Stamina**

Out on the field, our athletes are sprinting, swinging, and diving into rounders and athletics. Even as they prepare for upcoming assessments, their energy remains unwavering.

5. **Rising to the Challenge**

Class 6 is a hive of activity, and our students are rising to every challenge. Their dedication and hard work are commendable. Keep it up, everyone!

Thank you for your continued support. Let's make this term one to remember!

Keep up the amazing work everyone!



