



All Saints Church School

Ladies Walk, Montacute, Somerset, TA15 6XG

Tel: 01935 826626 Fax: 01935 825788

e-mail: office@allsaints.bwmat.org

www.allsaintsprimaryschoolmontacute.com

Head Teacher: Mrs S Bowditch BA QTS

Dear Parents and Carers,

Happy St David's day! As I sit, writing this letter at my desk this morning, the sun is shining and our daffodils are soaking up the rays – hooray for the signs of spring.



Yesterday we were joined by many of our governors for a very inspiring vision and values day. Rev Nick began the day with a fantastic collective worship focusing on the parable of the Good Shepherd. Each class was allocated a Christian value and throughout the day creative learning experiences helped to support a deeper understanding of these alongside our vision. We chose the Good Shepherd bible story to ensure our vision is theologically rooted. I wonder how many of your children can tell you what the word 'theology' means?

Throughout the morning our Year 5 and 6 children extended their learning further by expertly delivering small group, Godly play to all other classes, helping to embed the parable shared during collective worship.

Our governors are all assigned a Christian value at the beginning of the academic year. During their visits our governors work with classes to further understand how our values are threaded through all we do here in school. Yesterday our governors were 'wowed' by our children. Their ability to link previous learning, discuss at a deep level and show respect to all was inspirational, across the school. The level of compassion from our older pupils towards our younger pupils was a delight to see. Thank you, children.



Best wishes,
Mrs Bowditch

ACORNS

February has been a great month, with plenty of learning happening in Acorns class.

As our topic 'People Who Help Us' came to an end, we finished off the term with a wonderful celebration of Chinese New Year. We tasted food, made a wonderful dragon and learned the dragon dance, as well as tried our hand at Chinese writing.



We have been developing our writing skills with lots of writing opportunities around our key texts. While reading *The Smartest Giant in Town*, we loved dressing up in the giant's clothes and it was exciting to receive the box with the giant's crown and letter. When we came into the classroom to find a broken chair and some porridge missing, it was no surprise who had visited our classroom! This was an exciting start to our week focusing on Goldilocks!

We are beginning to think about how a sentence is formed, while continuing to work on using our 'Fred fingers' to think about which sounds are in the words we are trying to write. We are using finger spaces to make sure our words have spaces between them and using a full stop to stop the sentence at the end.

In Maths we have been working on numbers to 10 and adding small numbers together. We went fishing and combined the fish we caught to find the total.



This term our topic is Traditional Tales, so we will be focusing on Goldilocks, The Gingerbread Man, The Three Billy Goats Gruff and Little Red Riding Hood. If your child enjoys any other traditional tales at home, they are more than welcome to bring them in to share with us.

Thank you for all your help and support this month. Your children are fantastic and are working so hard!

Acorn Class team

CLASS 1

In the last week before half term, as part of their class merit reward prize, Class 1 and Monty the school bear hiked up Ladies Walk for hot chocolate and biscuits. There was a break in the rain so we took our chances and stomped up the hill! We loved looking at the different trees and looked out for evergreen trees and compared them with deciduous trees. We talked about how evergreen trees stay green all year whereas deciduous trees lose their leaves in Autumn and grow new ones in the Spring. When we returned to school we drew and labelled parts of a tree as part of our Science learning.



We were not so lucky with the weather for our history WOW moment this week as part of our history learning we wanted to experience the Great Fire of London with all our senses so we built houses out of paper and took them to the forest area to set them alight! Unfortunately it wasn't hot and dry like it was back in September 1666 so the houses were a bit soggy by the time we got to the fire pit but we started a fire anyway, watched our houses burn and talked about why the fire spread so quickly. We even reenacted the people running for water with their buckets to try and put out the fire! As a result of this experience we imagined we were actually there at the Great Fire of London and we wrote about what we saw, heard and felt. Please read some of our sentences below...



The River Thames Houses close together in the streets of London. The people of London ran to the River Thames with their buckets.

I saw the hot red fire.

I was worried.

I was scared and I was shocked.

My hands were hot. Some fire light was shining in my eyes.

I smelt smoke.

I was worried because my house was burning on fire. I was running to the river Thames to fetch water.

By Oscar

I felt really emotional, panic, scared, sad, worried, tearful and anxious because I saw orange raging fire.

I saw people running to the river Thames. The fire was coming to my house.

I smelt ghastly fire. I heard the banging towards my house.

By Evie

February has been another busy month in Class 1 and we are really proud of the children for how they continue to learn new skills and apply them in different ways.


In English, we completed some cross-curricular writing and looked at the story 'Katie in Scotland' before moving on to adapt parts of the story when Katie went to Wales to the children creating their very own adventure story of someone visiting England. The children learnt about different traditions of each nation and particularly enjoyed trying the Scottish shortbread and Welsh cakes!

We are now linking our English to The Great Fire of London, learning about questions and how to punctuate these accurately. The children will ask their questions to Samuel Pepys - a Mr. Wood version, at least to find out more about the Great Fire of London.

In maths, we have been practising addition and subtraction within 20 and looking at the 'difference' between two numbers. Please do continue to practise maths questions aloud in the car, walking to school, at home, etc. to help the children continue to develop their accuracy and speed of recalling number facts.

In PE, the children have now started fundamental football skills - developing control of the ball and passing the ball with the inside of the foot. In multi skills, we are developing the children's ability to balance and their agility by moving safely in different ways - they really enjoyed Mrs. Cheeseman's "hat" challenge - trying to balance two cones on top of their head whilst balancing on one leg!

In computing, the children have been using an online application called Sketchpad. They have explored this application to see what effects and features they can use and even had a go at making a picture to show the story of The Three Little Pigs. As part of the end of the unit, they had the challenge of creating a self-portrait. If you would like to explore this fun application, please visit <https://sketch.io/sketchpad/>. We would love to see what the children create at home.






In Art we finished our unit on Andy Goldsworthy and developing our skills to create sculptures. The children used a range of cereals, pasta and playdough to make some impressive sculptures as well as using clay in another lesson.



We are now exploring mechanisms this half term and will be learning how to make sliders over the coming weeks.

CLASS 2


Class 2 had an amazing two art days this month where we learnt about using powder paints. We started with the three primary colours of red, yellow and blue, and learnt how to use powder to create the secondary colours. We painted our own colour wheels in our sketchbooks as we learnt the skills of how to mix carefully and how to create new colours.




We then learnt how to make shades and tints of colours by adding either white or black. We realised that when you add black, you hardly have to add any powder to make a different colour!



We then looked closely at a piece of art by Monet – 'Water Lily Pond' and looked at how we needed to paint a background before layering the water lilies and bridge on top.



We were very proud of our finished pieces of art.



CLASS 3

It was a joy to share our showcase assembly with so many of you today; didn't they do well!

As I mentioned, if you can attend the music concert on Thursday 14th March you are in for a treat. Mrs Rees and I are very proud of the progress Class 3 has made fife playing and singing.

For those who were unable to attend class 3's Praise and Share Assembly, this is what class 3 have achieved this month:

Maths – we have been measuring accurately, converting measurement of length and calculating perimeters of quadrilaterals.

English – we have been looking at the features of instruction writing and writing our own instructions.

We have been studying the different aspects of figurative language ready to write a superb narrative next week.

In topic we discovered how the earth was formed and what the different layers are called and began looking at tectonic plates.

P.E. has been fun climbing and balancing on the apparatus.

Our Visions and Values Day was exciting expressing the value of community through art. We, also, studied the history of Pancake Day and the significance of lent.

We have lots planned for March when, hopefully, the weather is less dreary.

As always, thank you for all you do to support your children's education.

All the best.



Mrs Ruth Coleman

CLASS 4

English

Mrs Roberts found some strange discoveries in our forest area this week! Class 4 were keen to explore the forest area more thoroughly and uncovered even more strange objects which started lots of conversations about what they were and where they came from. Some children thought they must have belonged to Anglo-Saxons!

This has inspired the children to write their own 'Finding Tales' similar to The Egg by M. P. Robertson



Football


Class 4 have been really fortunate to be part of a 4-week football development programme delivered by Yeovil Town Community Sports Trust. The children have had a chance to practise their skills and take part in lots of fun games.



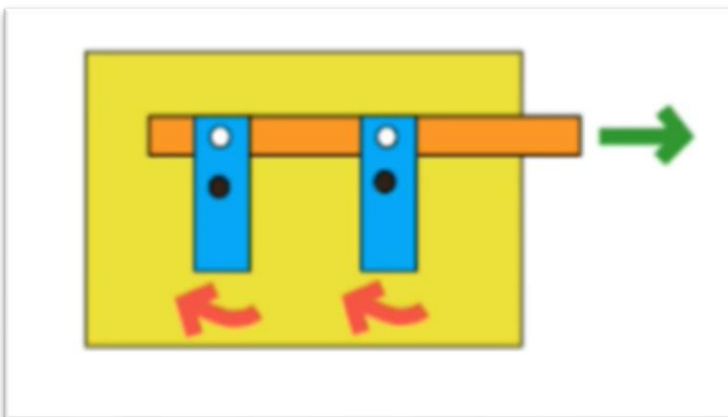


DT and History

In history we have been learning about king Alfred the Great. The children learnt about how he fought against the Vikings and set up the Danelaw. They made a profile about King Alfred showing what they had learnt.

Can I write the profile of King Alfred the Great?		Alfred was so great because: _____ _____ _____ _____	
Birth: He became king in: _____ Death: _____	 AELFREDUS MAGNUS	Good strategy to find out our <u>culture</u> Date: _____	
Saxons News King Alfred, the bad cook! _____ _____ _____		How did he learn how to read? _____ _____ _____	
Creating Danelaw: _____ _____ _____		Where can he get good advice? _____ _____	


We then used our knowledge of levers to make a King Alfred that runs away from the Vikings!



CLASS 5

Although it seems like a short month, the children have been busy beavering away with a whole host of exciting projects.

As part of our English focus on making spelling fun, the children took part in 'I'm a Speller – Get me out of here!'. Over a whole day, the children took part in a range of activities from code breaking, to treasure hunts and games. Using the different activities, the children practiced and learnt many new words from the statutory spelling list.



At the end of half term, we had a DT Day, where the children researched, designed and made their own moving toy. They looked at different ways of making their toy move using cams and how the mechanism would work. In addition to this, they thought about the aesthetic qualities of their moving toy, considering how they would make the moving part, but also how they would decorate the box and make a background. It was a lovely day which the children showed lots of determination and resilience to solve any problems that cropped up.



In RE, our current focus is Salvation. In our most recent lesson, we looked at the story of incarnation and salvation through visual image which the children had had to order. Once they had looked at that, they delved further into each picture considering the thoughts and feeling of each character. Finally, using a freeze frame, they had to stay completely still as they created a human frieze showing their understanding of every element of the story.





Continuing our focus on graphic scores in music, the children worked in groups to create a vocal composition based on a single colour. Working together, they had to transcribe their music into a graphic score. The children had to consider carefully how to represent different tempos, timbres, dynamics and volume using visual images.

CLASS 6

Despite it being the shortest month and a having a half term thrown in, it's been a month packed with excitement and hard work.

Praise and Share Assembly

Class 6 showcased their talents during our recent Praise and Share Assembly. From outstanding writing to impressive historical reenactments, we celebrated their hard work and dedication.

Wellbeing Afternoon

We recently had a dedicated afternoon to focus on wellbeing. Exercise and creative play were on the cards for Class 6. We also discussed emotional resilience, and tips for maintaining a healthy balance.

Chinese New Year Celebrations

Gong Xi Fa Cai! Our students immersed themselves in the vibrant traditions of Chinese New Year. They learned about the significance of the lunar calendar and even tried their hand at calligraphy. The red lanterns adorned our corridors, spreading joy and prosperity – Thank you Mrs Game!

Science: Animals Including Humans

Our new science focuses on the circulatory system and how the body uses it to function. We will be looking into the effects of exercise on the body.

In their quest for scientific discovery, Year 6 students have also completed their investigation on mould growth on bread – as you can see the results were significant!



English: Biography of Charles Dickens

Our literary explorers have dived into the life of the legendary author, Charles Dickens. Armed with research and enthusiasm, they are crafting biographies that capture the essence of his remarkable life.