



## All Saints Church School

Ladies Walk, Montacute, Somerset, TA15 6XG

Tel: 01935 826626 Fax: 01935 825788

e-mail: [office@allsaints.bwmat.org](mailto:office@allsaints.bwmat.org)

[www.allsaintsprimaryschoolmontacute.com](http://www.allsaintsprimaryschoolmontacute.com)

Head Teacher: Mrs S Bowditch BA QTS

Dear Parents and Carers,

January has felt like a very long month! Floods, ice and storm force winds, but, as always, nothing stops us here at All Saints. Great learning experiences and opportunities have helped steer our motivation, supported by our value of the term, WISDOM.

### Governor Learning Walk

On Monday 29<sup>th</sup> January, Sarah Foy and Reverend Nick joined us for a governor learning walk. During this time the governors talked to staff and pupils, observing how our School Development Plan goals are being driven forward. Governors spent time in breakfast club and were impressed with the high numbers of children attending. Our School Council spoke to our governors at length, explaining how they had chosen their charity for the academic year, as well as many other school hot topics. The morning was calm and busy across the school with children confidently sharing their learning.

### Yurt

### Update

Excitement continues to build here at All Saints, with the imminent arrival of our much-anticipated yurt which will be in our forest area. Once again, a massive thank you to everyone who has stepped up to support all the groundwork preparation. By the time our February newsletter is published, we hope to be able to share photos of the yurt's arrival.

With warm wishes

*Mrs Bowditch*

**Dates for your diaries**

***February 2<sup>nd</sup> – Class 4 Praise and Share 2:45pm***

***February 6<sup>th</sup> – Safer Internet Day/ Wellbeing afternoon***

***February 6<sup>th</sup> – Vision screening for Acorn children***

***February 8<sup>th</sup> – Choir to Westlands***

***February 9<sup>th</sup> – Class 6 Praise and Share 2:45pm***

***February 23<sup>rd</sup> – Class 5 Praise and Share 2:45pm / FOAS Disco***

***February 29<sup>th</sup> – Vision and Values Day for all children and staff***

***March 1<sup>st</sup> - Class 3 Praise and Share 2:45pm***

***March 7<sup>th</sup> – World Book Day (our school librarians will be in touch soon)***

***March 8<sup>th</sup> - Class 1 Praise and Share 2:45pm***

***March 14<sup>th</sup> – All Saints instrumental concert 6.30pm start (more details to come)***

***March 15<sup>th</sup> – Class 2 Praise and Share 2:45pm***

***March 18<sup>th</sup> – Parents Evening 1***

***March 21<sup>st</sup> – Parents Evening 2***

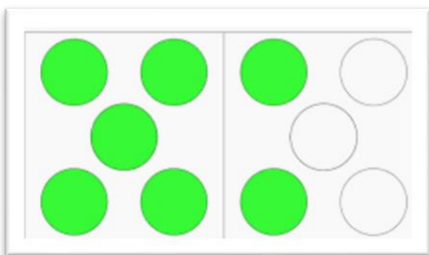
# ACORNS

Wow! What a start to the new year! The amazing Acorns children have returned to school with a fantastic attitude towards their learning.

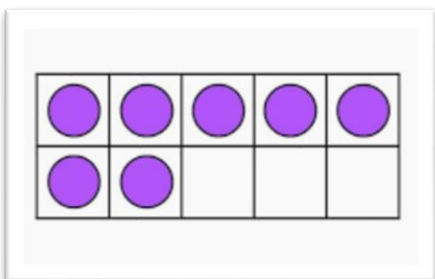
Our topic 'People Who Help Us' has been very exciting, with plenty of opportunities to develop our questioning skills and to deepen our knowledge about the community we live in. We have visited the post office and seen the postman delivering letters to our school, had a visit from the police, a farmer and a health care assistant. We spoke to our own librarians about their role in our school community. Each time, the children listened with interest and respect and made us incredibly proud.



Our big STEAM project this half term has been creating our emergency vehicles. We designed our vehicles and talked about how we would go about making them. We then chose our materials and developed our knowledge of joining these materials to achieve the desired outcome. Finally, we decorated them, adding the all-important highly visible colours. After our projects are complete, we will be evaluating the successes and considering the obstacles we came across on our big build journey.



In Maths we have been continuing to explore the composition of 5 and have started to work on concepts such as one more and one less, doubling and odd and even numbers. We have investigated in depth numbers 6, 7 and 8, showing them on die frames and ten frames. Hopefully your children are noticing numbers in the environment around them and you are able to take advantage of the opportunities that arise naturally to talk about number.



Our Literacy has been based on stories this half term. We began with The Jolly Postman, which gave us the opportunity to discuss characters and write CVC (consonant, vowel, consonant) words. We spent a few weeks internalising the story of The Little Red Hen with accompanying actions, which we were able to write about, as well as perform to Class 1 and to our parents at the Praise and Share assembly. The Acorns children are really embracing the opportunities to mark make and write words. There are plenty of opportunities to

write in our environment, including writing letters to our new class bear, Acorn Bear. He asked the children to write him letters telling him where they would like to take him when he comes home with them. Look out for him coming home with your child one weekend!



Thank you for all your help and support this term. Your commitment to reading with your children is supporting their progress and their love of reading and learning.

Acorn Class team

# CLASS 1

As part of our 'Great Big Britain' topic, we started this Spring term by learning about Winter. Luckily the weather played its part and we could experience the cold which helped us collect lots of Winter vocabulary. We used this vocabulary along with learning about syllables to write Haiku Winter poems! A Haiku is a Japanese poem of seventeen syllables, in three lines of five, seven, and five, conjuring images of the natural world. We have also been enjoying creating Winter dances in PE.

We would like to share a few examples of our Haikus below;

It is snowing fast,  
Penguins go on hard cold ice,  
Igloos in the snow. By Huey.

Snowman in the snow,  
Snowflakes falling down and soft,  
Snowflakes falling down. By Marnie.

Crackling fire,  
Cheeky robin on the fence,  
Freezing snow white snow. By Henry G.

Crystals in the snow,  
A chubby little robin,  
A warm hot chocolate. By Marlie.

In our geography learning we have started touring the United Kingdom and so far have visited Scotland through the story 'Katie in Scotland'. We painted pictures of the Loch Ness monster and watched Scottish pipers playing their bagpipes in their kilts! To find out more about Scotland we composed questions which we will be sending to a school in Scotland attended by a best friend of one of our very own members of Class1! In February's newsletter we will let you know more about our journey across the United Kingdom...Wales is next!






# CLASS 2

Class 2 has started on our new topic called 'From A to B'. So far, we have learnt lots about how things fly and the history of flight.



We have spent time learning about the Wright Brothers and how they were successful in designing the first powered aeroplane flight in 1903. We have completed several STEAM challenges including making paper aeroplanes to see what style would fly the furthest and making hoop loopers – these are different shaped paper fliers which flew a long way!





For details on how to make these:

The children can explore different size hoops, different types of papers, different length of straws. Which flies furthest? Why do you think?

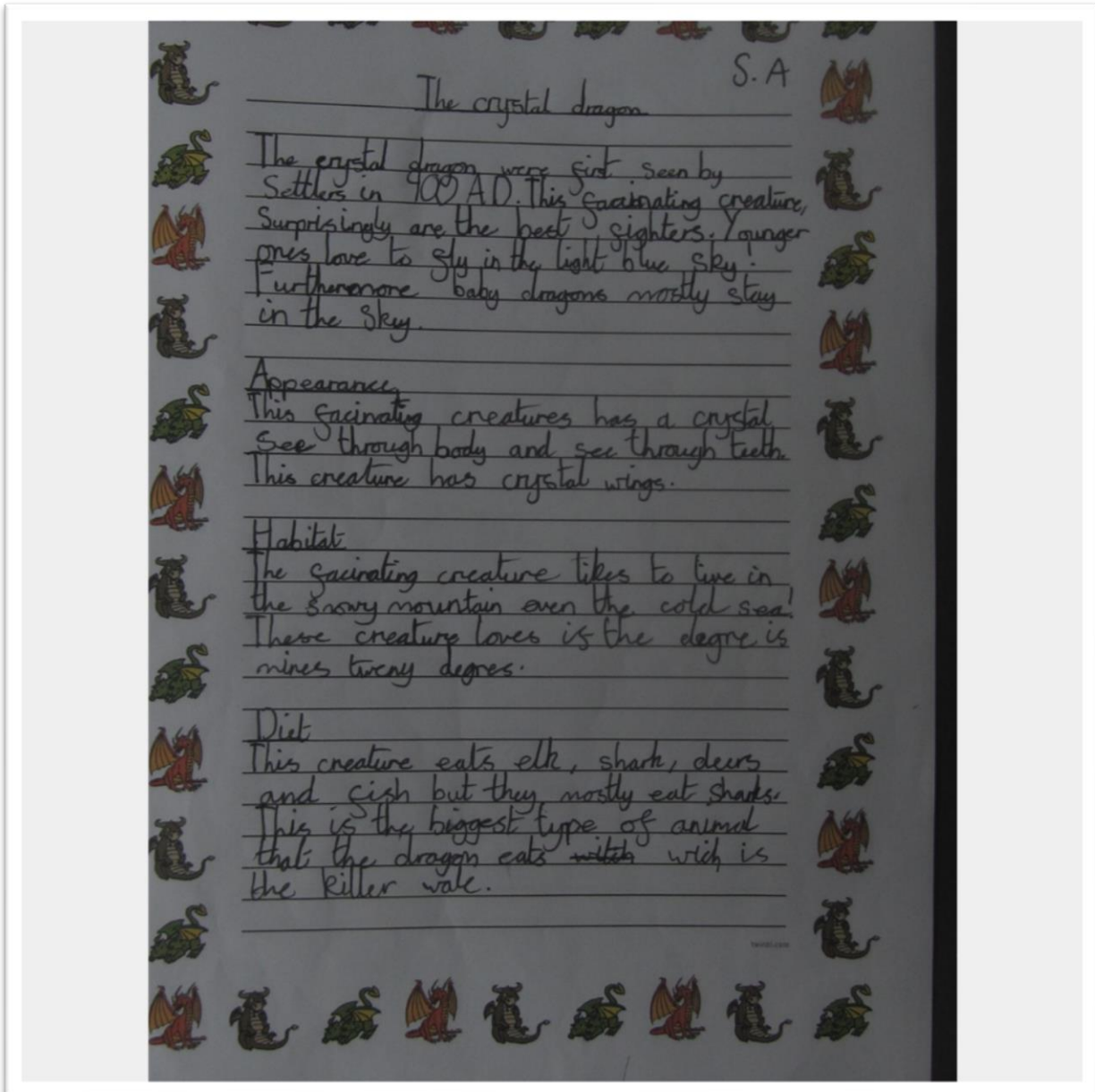
[https://www.youtube.com/watch?v=x11\\_aSvkNMM](https://www.youtube.com/watch?v=x11_aSvkNMM)


We still have lots of other activities to explore including how to make helicopters and will consider the ways things fly and stay in the air.



# CLASS 4

Class 4 have started our exciting new topic, 'Dragons, myths and Legends'. In English we have been looking at the structure of non-chronological reports. We designed our own dragons for our homework thinking about its appearance, habitat and diet and then wrote our own reports on it.





In art we have been exploring texture. We started by exploring texture through rubbings. We then created visual texture using pencil.







We are very excited about our next project as we will be making dragon's eyes from glass beads and clay. This week we will be designing the dragon's eye and painting it with nail varnish.




In gymnastics we have been enjoying using the floor apparatus. Here are some of us exploring the equipment!



In science we are learning about solids, liquids and gases. We had great fun exploring how the gas in fizzy drinks reacted when we had different substances!

We look forward to sharing all we have been learning about in our up-coming assembly!

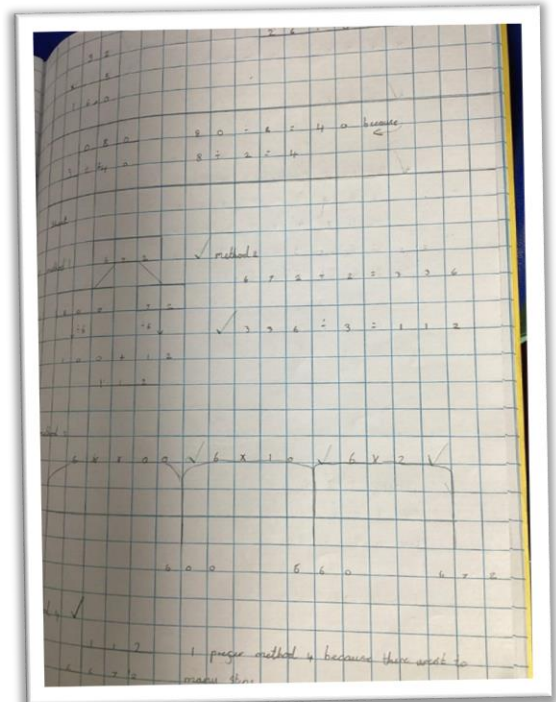
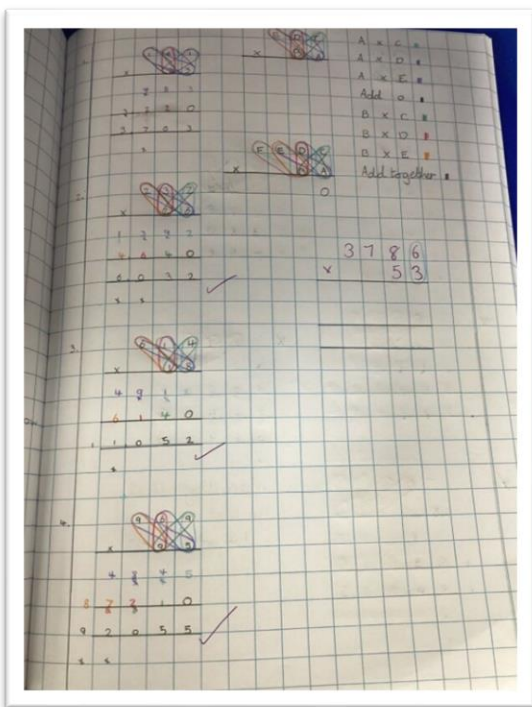


# CLASS 5

January has seemed a very long month, however the children have continued to work hard throughout some very dark mornings!

We are fully in the throes of our new topic – The Mayans – complete with gore and mystery! We started the unit by learning the old Mayan legend about the Princess and the Warrior. Using puppets, the children learnt the text and were able to retell it. Using our new understanding of Romeo and Juliet, we were able to draw comparisons between the two texts. Last week, we learnt about monologues and had a go at writing our own.

In maths, we have been learning a method of multiplying numbers together using long multiplication. We will then move on to using the bus stop method for division. Both methods require the children to be confident with their times tables which Mrs McKenzie is helping them with.



## 2-digit Multiplication

$$\begin{array}{r} 67 \\ \times 23 \\ \hline 201 \end{array}$$

1. Multiply by the one's place

$$\begin{array}{r} 67 \\ \times 23 \\ \hline 201 \\ 0 \end{array}$$

2. Put a zero to hold the one's place


$$\begin{array}{r} 67 \\ \times 23 \\ \hline 201 \\ 1340 \\ \hline 1541 \end{array}$$

3. Multiply by the ten's place

$$\begin{array}{r} 67 \\ \times 23 \\ \hline 201 \\ 1340 \\ \hline 1541 \end{array}$$



4. Add the numbers

Our new unit in art is self-portraits based on artist, Frida Kahlo. We started by looking at the proportions of our faces using photos of ourselves to help us. Using a range of hard and soft pencils, we started at looking how are eyes are in the middle of our heads and that we are able to split our face into parts to help us be more accurate when drawing portraits. The children are excited every week to see the progress that they are making in each lesson, and I am very excited to see their final pieces completed.



We have also been using our art skills in music. Our first lesson looked at the condition called synaesthesia, where the senses are blurred, and music can be seen as a range of different colours. Listening to different pieces of music, we tried to determine what colour each piece of music was and why. Then, we looked at graphic scores and how we can use art to portray a piece of music. Using collage and quilling, we created our own graphic scores for the piece of music by the Icelandic band, Sigor Ros, called 'Saeglopur'.





# CLASS 6

We are excited to share that we are back in full swing with our learning! The past month has been a busy one for us, full of new topics and units as we drill down into the foundations of our learning.

**Ancient Egypt topic:** We have now moved across from WW2 to our Ancient Egypt topic. We have been focusing on what life may have been like around 5000 years ago and how we can find out more through different sources of information. We have been reimagining ourselves as pharaohs through art by using various materials and decorating to our side profiles.





**Dodgeball tournament:** A huge well done to all of us who took part in the recent dodgeball tournament at Bucklers Mead Academy. Team All Saints took home the Sportsmanship award for our honesty throughout the tournament and our general attitudes towards the day – you all made All Saints proud!



**SCARF Workshop:** Last week, we had Helen from SCARF come in to talk to us about decisions and how the decision that we make can have an impact on our mental and physical health. We watched a video on the pressure our peers can have on us and the strategies we can use to make the right decisions.

**English units:** Alongside all of these bits, we have been looking into various English units, such as chiller/thriller, suspense/tension writing, writing for persuasion, and twisted endings.

We're looking forward to sharing our learning with you soon!