



All Saints Church School

Ladies Walk, Montacute, Somerset, TA15 6XG

Tel: 01935 826626 Fax: 01935 825788

e-mail: office@allsaints.bwmat.org

www.allsaintsprimaryschoolmontacute.com

Head Teacher: Mrs S Bowditch BA QTS


Dear Parents and Carers,

Where has this term gone? We seem to be racing towards the end of term very fast, with so much yet to do.

Our school is looking very Christmassy. Our sparkling lights are spreading their joy as we busily prepare for our Christmas performances. Thank you to Mrs Brook and Mrs Harding (AKA the All Saints elves) for decorating the school with such love and care.


Art competition

Mrs O'Donnell has recently organised a fantastic art competition with the support of our art ambassadors. Parents and Carers were invited to an exhibition of all the entries last Wednesday. Thank you to all who participated in the event, both artists and spectators. Our art ambassadors had a very tricky time judging all the entries as the standard was so high! Congratulations to Eleanor for her winning KS1 entry, Matilda for winning KS2 entry and to Mr Wood for his adult entry.



Yurt progress

The work in the forest area to create a base for our yurt, continues to be progressing well. The support from Holy Trinity Scout group has been phenomenal; there is no stopping them. They have spent weekends digging and moving soil as well as transferring rubble and cement from one area of the school to another. I cannot thank them all enough. All volunteers who have helped have certainly demonstrated our school values of community, wisdom, friendship, love, respect and PERSEVERANCE. A huge thank you to all within our community who have donated materials and a massive thank you to Mrs Sullivan for co-ordinating the programme.



School bell rings again

We would like to give a huge thank you to Mr Crocker and Mr Gillard, along with funds supplied by FOAS, for bringing our school bell back to life. I have thoroughly enjoyed ringing the school bell for the last couple of weeks, alas, it is time to hand this role over to our very capable Year 6. They will be taking turns to start and end our school day by ringing our glorious All Saints bell.

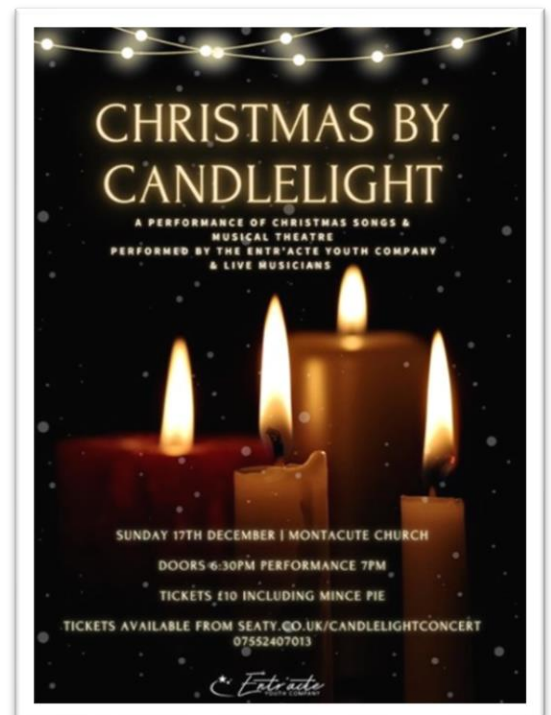


Tonight, we will be holding our annual Christmas Fair at All Saints Church School. Please do come and join us from 6:00-8:00pm. The weather forecast is looking good, cold and crisp! Along with Christmas music, Father Christmas and an outside bar, the evening is set to be jolly festive. I look forward to seeing you there.

Entr'acte Youth Company regularly rehearse at All Saints Church School throughout the year. This talented group will be performing a variety of Christmas songs and musical theatre songs, alongside musicians, on Sunday 17th December at St Catherine's Church, Montacute. Doors open at 6:30pm for a 7:00pm performance. Please do come along.

With warm wishes,


Mrs Bowditch



ACORNS


We have had a busy month in Acorns, we have started our new learning topic of 'Countdown to Winter'. We talked about how some animals hibernate during the winter and conducted an experiment using hot water bottles. We put one 'bear' inside a furry coat and made it a lovely bed of leaves inside a little cave. The other 'bear' had none of these things. We monitored how warm the bears were and were amazed at how warm the one in the 'cave' was by the end of the afternoon. I know which bear I would want to be this winter!

We have had a giant tree arrive in Acorns, but it looks very autumnal at the minute, we are excited to see how it will change over the coming weeks!



In Maths we have been exploring the composition of 5. We even had a giant chocolate to help us to see the whole item and find all the different ways we could split the five slices. We have also looked at the different representations of number and sorting them into the correct sets.

In Phonics the children have been working so hard on their blending and it is showing in their amazing writing. Thank you all so much for everything you are doing at home with your children, it really shows in their learning!



WORLD[®]

Nursery Rhyme Week



We took part in World Nursery Rhyme Week, looking at a different Nursery Rhyme each day! The children rose to the challenge, taking their learning into their play, with Grandfather clocks being built. We learnt some new vocabulary such as pail and what a cuckoo clock is!

We have been working very hard on our Nativity and are excited to share it with you on Friday at 2.30pm at St. Catherines. Please bring along as many adults as you would like! On that day children may be **collected from the church** at the end of the nativity, any child not collected will be brought back to school for normal collection, wrap or bus.

CLASS 2

Class 2 continue to be busy and full of excitement. There are a lot of rehearsals going ahead and the children are very much looking forward to performing their play to everyone called “Barmy Bethlehem!”

We had a very busy two days full of STEAM challenges where we worked in teams to solve a variety of challenges. We had to use our skills of perseverance and teamwork to solve these challenges.



Challenge 1 involved building a tower as tall as possible to ‘reach to the sky’. The children needed a stack of approximately 15-20 cups, roughly 20 large lolly sticks and a little plastic character to build the tower for.



The character had to be able to be on top of the tower so they had to make sure their tower is strong and stable enough to hold the figure.



Challenge 2 was a build a bridge challenge.



This challenge involved building a bridge to cross the river. The children could only use LEGO and they had to work out what weight their bridge would hold.



Challenge 3

This challenge involved building a maze for Beebot to travel around – the children could only use LEGO. However, before Beebot moved around the maze – the children were asked to write the programme he needed to be able to move.



Challenge 4 - This challenge involved trying to make a toy car move but... they could not touch the car.

This time, the children could choose to use paper, tape or anything of their choosing.

They were encouraged to make the car travel How can you make the car travel the furthest distance?

Challenge 5



This challenge was based on marble runs.

This challenge involved trying to make their own marble run. The children had to decide what to use to make the ball maze/ run.



Challenge 6

3D shapes are fascinating. This challenge involved trying to make as many 3D shapes from the construction toys. The children made the shapes they could and then tried to name them.



As Geographers, we have been focusing on the differences and similarities between villages, cities and towns. We made our own villages and towns, labelling the physical and human features of each. We had plenty of geographical talk and used various sources of information, including maps, aerial photos and satellite images.

Our RE lessons have enabled us to delve deeper into the Christmas story and incarnation. The children have developed their understanding of how the Christmas story fits in the larger context of the bible and have used Godly play to focus in on questions such as 'how do we know Jesus was a special baby?'.




CLASS 4

Class 4 had an enjoyable trip to Carymoor Environmental Centre earlier this month to find out how we can live in a more sustainable way to protect our planet and it's future. The day started with a tour of the capped landfill site and a trip through the waste tunnel, where they learnt how some waste from as early as the 1970s is still there!



After witnessing firsthand how garden waste can be recycled and composted, the children worked in teams to solve future problems that waste may have in the year 2100



We were all challenged to a **waste free lunch**, and after weighing our non-recyclable food and packaging, were thrilled to learn that our school is now top of the leader board!



In the afternoon, the children took part in some team building and survival skill activities. We were so impressed with the way they worked brilliantly in their groups to solve problems, support each other and become successful.





This trip certainly inspired some thought provoking questions and instilled the children's passion in caring for our environment and tackling the Climate Crisis.

Continuing our environmental campaign, the children have produced some thought provoking and eye catching posters. The display has filtered through the whole school community and we have noticed children talking about caring and loving their world and animals that live in it.



In Art, the children used wax resist to create turtles inspired by the story, Duffy's lucky escape.



CLASS 1

It's been another busy month of learning in Class 1 and the children continue to make all of the adults that support the class very proud.

In English, the children have been applying their phonics and are beginning to increase their writing stamina through the encouragement of writing multiple sentences using the time connectives of 'first', 'next', 'then' and 'finally' - we would warmly welcome any examples of this home learning as part of show & tell on a Friday afternoon!

In maths, the children have continued to embed their understanding of 'part/whole' models and how these can be interpreted to create addition number sentences e.g. 3 and 2 makes 5, $3 + 2 = 5$. The children have also noticed that the parts can be switched around yet the whole remains the same. Marvellous mathematicians, Class 1! We will be looking at subtraction and shape (3D and 2D) over the coming weeks before consolidating our learning ahead of Christmas. Please do continue to practise number bonds to 10... this can be done on the way to school, on a walk, or even waiting for Mr Wood/Miss Daniel to open the door in the morning – little and often is best.

As athletes, the children continue to engage with Cosmic Kids yoga to develop their balance and core strength as well as developing their ball skills – they are currently working hard to move whilst controlling a ball by using their feet.

Finally, last week Class 1 were incredibly lucky to have two engineers visit from BAE Systems. They talked to the children all about their job and the skills they need for their role. The children then had the chance to be engineers themselves by designing and making a marble run in teams of 5. They were set rules for their challenge, including, the marble run could only have three legs, it couldn't be taller than a 30cm ruler and couldn't be wider than the base board they were given. All the children worked very well together in their groups and once they had built their design they were given marbles to test it. They then had the opportunity to change and improve their model before showing it to their friends.

Reggie said 'It was fantastic. I liked being an engineer.' Henry said 'Best day ever!' There was lots of talking, sharing, helping, negotiating and supporting of one another. Well done, everyone! The engineers were very impressed by Class 1's behaviour and listening skills and would like to come back another time to work with children at our school again.



CLASS 5

We can't believe that we are already at the end of November – how time flies when the children are having fun (and working hard at the same time!)

At the beginning of November, we were very lucky to have Abdullah and Sam from Leonardos working with us for our Cool Aeronautics day. Using recycled junk and a few other resources we worked on making a roller coaster using paper straws and our left-over resources to make a boat. The children had a thoroughly fantastic day learning through STEAM - thank you Leonardos, Abdullah and Sam!



During our science lessons, we have been learning about mechanisms. We have learnt about levers and pulleys using lolly pop sticks and cotton reels and then we moved onto making gears using cardboard. Finally, we investigated how friction would help James Bond make a getaway testing sports shoes on different types of surfaces.



In English, we have moved on to looking at poetry. We started looking at two poems based on habitats – Rainforest and Coral Reef by Angela McAllister. Through discussion, we learnt about the key features of the poem and were able to draw comparisons between the two poems. We then moved on to using the Rainforest poem to create our own descriptions of the rainforest using figurative language and ambitious vocabulary. Taking all our favourite ideas, we wrote our own poems based on the Rainforest. Here are three of them – We think they are very powerful!

RAINFOREST by Joe

The heart of life

New life

Newborn immerses itself

Luscious fruit dangles off towers

Bright and calm

Monkeys swing, birds fly

But what is hidden below?

Blistering fires emerge into new stages

Dry leaves submerge under flames

Tumbling trees obliterate anything in its path

Desolate animals outraged

Trees disintegrate into nothing

Raging fires chase minibeasts

A collapsing canopy tumbles

Smoke is death

The rainforest becomes gloomy

An eerie silence covers everything

The rainforest is a barren wasteland.

RAINFOREST by Anna

Burnt tangled vines

Trees disintegrating into ash and debris

Leaning trees haunt like a spirit

Black, dry dust falls like a black swan

The stench of fumes follow like a lion

About to steal their prey

Raging forest fires enclosing a claustrophobic space

Humid air strangled

Aroma of dry rotten fruit

Across the dead, dry cracking ground

This is the Rainforest.

RAINFOREST by Ben

The empty barre wasteland,
Od which used to be a forest
Can the animals even live there
Under the bitter ash?
The taste of the ash, the ambush of the smoke.
You can hear the cold wind brush past you,
Touch the brown bumpy bark,
Taste the polluted air,
See the devastating destruction that
Selfish humans have made
Destroyed habitats are everywhere that you look
This forest should not be like this:
A lonely, deserted wasteland.

CLASS 3

November has been a different month for Class 3 and we are incredibly proud of them for managing the change in teaching staff so well. They have continued to progress well in their learning through all areas of the curriculum.

In maths, the children have been working hard to develop their understanding of division and multiplication and have been looking at the 3s, 4s and 8s. Please do practise this at home with your children through Times Tables Rock Stars because this will help them grow in confidence, accuracy and speed.

The children have started to develop their understanding of French and are beginning to learn some French conversation. We have been learning to introduce ourselves, ask how we are feeling, use numbers to ten and find out our favourite colours.. We have worked really hard on expression, accent and holding little conversations, through role play. If you enter Class 3 be prepared to hear some French questions and you might even be asked your favourite colour.

We have spent time in Art, exploring with shading techniques, texture and some colour, through oil pastels. We have explored the style used for cave paintings. This was more challenging than it seemed - we have had to develop our observational skills and evaluate how we can improve our own techniques. We are in the process of trying to recreate our own cave paintings.

The children have also been engaging well in our forest area and impressed the adults by showing off their creative flair using natural resources in our environment.

The children have also been rehearsing lots ahead of their performance with Class 4 - please do continue to practise your child's part at home so they can really shine in their performances next week!

CLASS 6

Greetings, Class 6 Families!

Step into the latest edition of the Class 6 November Newsletter – your front-row seat to the buzz of activities and achievements from the top of the school.

Remembrance Renditions: Kicking off the month, Class 6 put a modern twist on poppies for the Remembrance service. Recycling plastic bottles turned into an art form as the children coloured, cut, and melted edges with candles. The results? Simply spectacular, proudly displayed in the foyer.

Mock Trial Mastery: Class 6 embarked on a legal journey defending poor Terry Shepherd. The Perrott Hill Magistrates Court saw fierce debates, and though the prosecution claimed victory, our Class 6 stars shone bright. Special commendations rained in, with Class 6 securing Best Court Artist and Best Court Report – a testament to their incredible efforts. Bravo, Class 6!



WW2 Wheels and Enthusiasts: A convoy of reconditioned WW2 Jeeps, guided by local enthusiasts, rolled into our school. Class 6 seized the opportunity to explore, ask questions, don uniforms, and even handle replica weapons. A massive shout-out to our visitors and Mr. Staniland for making it happen!

Assessment Adventures: In the midst of all the excitement, Class 6 tackled their first SATs-style assessment week with grace and determination. Despite the challenge, our budding scholars delivered an outstanding performance in every paper. Kudos, Class 6!

E-safety Insight with PCSO: Thursday brought a visit from a local PCSO to delve into the world of e-safety with Class 5 and 6. Uniformed wisdom shared the dos and don'ts of online posting, ensuring our students are well-versed in the pros and cons. A big thank you to our PCSO for enlightening us!

Stay tuned for more Class 6 adventures as we continue this incredible journey of learning and growth. Until next time, Class 6, keep up what you're doing and well done!