













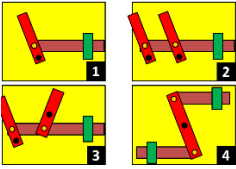







## All Saints Church School Design and Technology Long Term Plan

|                  | <b>Autumn</b>   | <b>Spring</b>  | <b>Summer</b>  |
|------------------|---|--|--|
| <b>Reception</b> | <p style="text-align: center;"><b>Food and Nutrition</b><br/>Fun food faces</p>    | <p style="text-align: center;"><b>Structures</b><br/>Free standing vehicles</p>            | <p style="text-align: center;"><b>Textiles</b><br/>Sock puppets</p>                                   |
| <b>Year 1</b>    | <p style="text-align: center;"><b>Food and Nutrition</b><br/>An appealing oat biscuit</p>    | <p style="text-align: center;"><b>Mechanisms</b><br/>A picture using sliders</p>           | <p style="text-align: center;"><b>Textiles</b><br/>A hand puppet</p>                                  |
| <b>Year 2</b>    | <p style="text-align: center;"><b>Food and Nutrition</b><br/>Fruit smoothies</p>  <p style="text-align: center;"><b>Textiles</b><br/>Sew a sampler</p>   |  | <p style="text-align: center;"><b>Mechanisms</b><br/>A moving vehicle using wheels and axles</p>      |
| <b>Year 3</b>    | <p style="text-align: center;"><b>Food and Nutrition</b><br/>Healthy couscous lunch</p>    | <p style="text-align: center;"><b>Textiles</b><br/>Animal masks</p>                      | <p style="text-align: center;"><b>Structures</b><br/>Make a shadow theatre</p>                      |
| <b>Year 4</b>    | <p style="text-align: center;"><b>Food and Nutrition</b><br/>Healthy soup which appeals to children</p>  <p style="text-align: center;"><b>Mechanisms (using an electrical system)</b><br/>Light up card</p>  | <p style="text-align: center;"><b>Mechanisms</b><br/>Levers to make moving pictures</p>  | <p style="text-align: center;"><b>Textiles</b><br/>Pencil cases</p>                                 |
| <b>Year 5</b>    | <p style="text-align: center;"><b>Mechanisms</b><br/>Cams – moving toy</p>   | <p style="text-align: center;"><b>Textiles</b><br/>Mayan worry dolls</p>                 | <p style="text-align: center;"><b>Food and Nutrition</b><br/>Greek flat breads, salad and dips</p>  |
| <b>Year 6</b>    | <p style="text-align: center;"><b>Mechanisms (using an electrical system)</b><br/>Electrical steady hand toy</p>  | <p style="text-align: center;"><b>Food and Nutrition</b><br/>Pizza</p>   | <p style="text-align: center;"><b>Textiles</b><br/>Tie dye T-shirt design</p>                       |



Sewing design for the banner  
and link to art (Victoria  
Villasana)



**CADS**  
TinkerCAD project

